

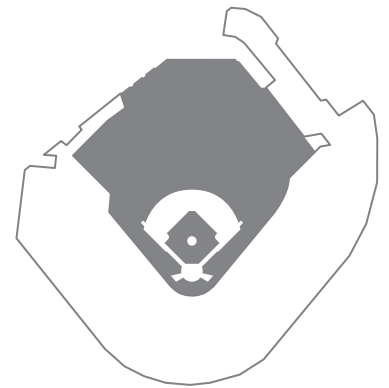
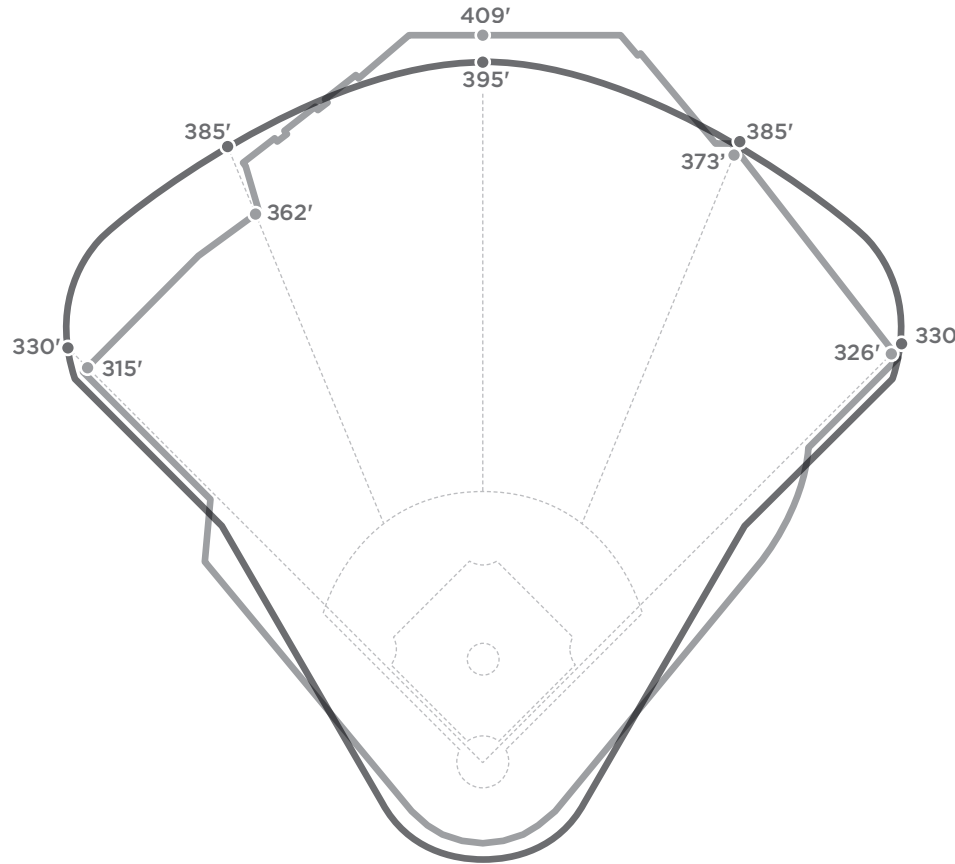
The Complete THIRTY81 Project
2017 WORLD SERIES
SCORECARDS



DODGER STADIUM

*Home of the
National League Champion*

LOS ANGELES DODGERS



MINUTE MAID PARK

*Home of the
American League Champion*

HOUSTON ASTROS



| BATTER | PO | 1 | 2 | 3 | 4 | 5 | 6 | 7 | 8 | 9 | 10 | 11 | 12 | AB | R | H | RBI | BB | SO |
|-------------------------|----|-----|-----|----|----|---|-----|---|-----------|----|----|----|----|----|---|---|-----|----|----|
| SPRINGER .000 CF | | K | | K | | | K | | | K | | | | 4 | 0 | 0 | 0 | 0 | 4 |
| BREGMAN .250 3B | | 7 | | | HR | | 6-3 | | | 8 | | | | 4 | 1 | 1 | 1 | 0 | 0 |
| ALTUVE .250 2B | | 6-3 | | | K | | | | 4 1B | 9 | | | | 4 | 0 | 1 | 0 | 0 | 1 |
| CORREA .000 SS | | | 8 | | K | | | | 5 FC | | | | | 3 | 0 | 0 | 0 | 0 | 1 |
| GURRIEL .000 1B | | | K | | K | | | | 6-4 FC | | | | | 3 | 0 | 0 | 0 | 0 | 2 |
| McCANN .000 C | | | 4-3 | | | | 4-3 | | 8 | | | | | 3 | 0 | 0 | 0 | 0 | 0 |
| GONZALEZ .000 LF | | | | K | | | 5-3 | | | P7 | | | | 3 | 0 | 0 | 0 | 0 | 1 |
| REDDICK .333 RF | | | | | 1B | | K | | | 7 | | | | 3 | 0 | 1 | 0 | 0 | 1 |
| KEUCHEL .000 P | | | | | | | | | | | | | | 2 | 0 | 0 | 0 | 0 | 2 |
| BELTRAN .000 PH | | | | Kb | | | K | | | U3 | | | | 1 | 0 | 0 | 0 | 0 | 0 |
| TOTALS R/H | | 0 | 0 | 0 | 1 | 1 | 0 | 0 | 0 | 0 | 0 | 0 | 0 | 30 | 1 | 3 | 1 | 0 | 12 |

GAME

1

OCT 24
2017

WORLD SERIES

| L/R | PITCHER | IP | H | R | ER | BB | SO | P | BF |
|---------------|-------------------------|------|-----|---|----|----|----|-----|----|
| L | KEUCHEL (L, 0-1) | 4.05 | 6 | 3 | 3 | 1 | 3 | 84 | 24 |
| R | PEACOCK | 0.00 | 0.1 | 0 | 0 | 1 | 0 | 11 | 2 |
| R | DEVENSKI | 0.00 | 1.0 | 0 | 0 | 0 | 2 | 9 | 3 |
| TOTALS | | 8.0 | 6 | 3 | 3 | 2 | 5 | 104 | 29 |

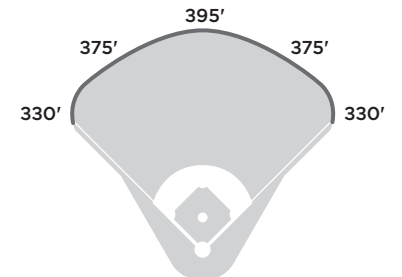
DODGER STADIUM

Home of the

LOS ANGELES DODGERS

Est. 1962 Capacity: 56,000 Outfield Fence Height: 4' to 8'

| | 1 | 2 | 3 | 4 | 5 | 6 | 7 | 8 | 9 | 10 | 11 | 12 | R | H | E |
|-----|---|---|---|---|---|---|---|---|---|----|----|----|---|---|---|
| HOU | 0 | 0 | 0 | 1 | 0 | 2 | 0 | 0 | 0 | X | X | X | 1 | 3 | 0 |
| LAD | 1 | 0 | 0 | 0 | 0 | 0 | 0 | 0 | X | X | X | X | 3 | 6 | 0 |



| BATTER | PO | 1 | 2 | 3 | 4 | 5 | 6 | 7 | 8 | 9 | 10 | 11 | 12 | AB | R | H | RBI | BB | SO |
|--------------------------|----|-------|---------|-----------|-------|---------|--------|--------|-----|---|----|----|----|----|---|---|-----|----|----|
| TAYLOR .333 CF | | ◆ HR | | ◇ L6-4 | | | ◇ 2 BB | | ◇ 8 | | | | | 3 | 2 | 1 | 1 | 1 | 0 |
| TURNER .250 3B | | ◇ K | | | ◇ P3 | | ◆ HR | | ◇ K | | | | | 4 | 1 | 1 | 2 | 0 | 2 |
| BELLINGER .000 1B | | ◇ 4-3 | | | ◇ 1-3 | | ◇ K | | | | | | | 3 | 0 | 0 | 0 | 0 | 1 |
| PUIG .000 RF | | ◇ 6-3 | | | ◇ 6-3 | | | ◇ 1-3 | | | | | | 3 | 0 | 0 | 0 | 0 | 0 |
| HERNANDEZ .333 LF | | | ◇ 6 1B | | | ◇ K | | ◇ 6-3 | | | | | | 3 | 0 | 1 | 0 | 0 | 1 |
| SEAGER .667 SS | | | ◇ 5-6-3 | | | ◇ 7 1B | | ◇ 7 1B | | | | | | 3 | 0 | 2 | 0 | 0 | 0 |
| FORSYTHE .000 2B | | | ◇ 8 | | | ◇ 5-4-3 | | ◇ BB | | | | | | 2 | 0 | 0 | 0 | 1 | 0 |
| BARNES .333 C | | | | ◇ 9 1B | | | ◇ 6-3 | ◇ 8 | | | | | | 3 | 0 | 1 | 0 | 0 | 0 |
| KERSHAW .000 P | | | | | | | ◇ 6-3 | | ◇ K | | | | | 1 | 0 | 0 | 0 | 0 | 0 |
| CULBERSON .000 PH | | | | ◇ SAC 1-3 | | | ◇ 6-3 | | | | | | | 1 | 0 | 0 | 0 | 0 | 1 |
| TOTALS R/H | | 1 | 0 | 0 | 0 | 0 | 2 | 0 | 0 | | | | | 26 | 3 | 6 | 3 | 2 | 5 |

| L/R | PITCHER | IP | H | R | ER | BB | SO | P | BF | |
|---------------|-------------------------|------|-----|---|----|----|----|----|-----|----|
| L | KERSHAW (W, 1-0) | 1.29 | 7.0 | 3 | 1 | 1 | 0 | 11 | 83 | 24 |
| R | MORROW (H, 1) | 0.00 | 1.0 | 0 | 0 | 0 | 0 | 10 | 3 | |
| R | JANSEN (S, 1-0) | 0.00 | 1.0 | 0 | 0 | 0 | 1 | 14 | 3 | |
| TOTALS | | | 9.0 | 3 | 1 | 1 | 0 | 12 | 107 | 30 |

DATE October 24, 2017

WEATHER 103°, clear

ATTENDANCE 54,253

FIRST PITCH 5:11 PM

TIME OF GAME 2:28

NOTES Shortest World Series game time-wise since Game 4 in 1992.

UMPIRES

HP Phil Cuzzi

1B Paul Nauert

2B Gerry Davis

3B Laz Diaz

LF Bill Miller

RF Dan Iassogna

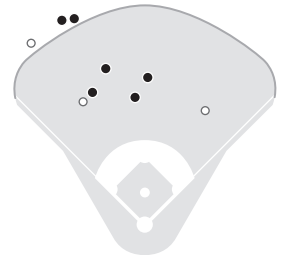
HIT CHART

● **DODGERS**

6-for-26
RISP: 0-for-2
LOB: 2 (5)

○ **ASTROS**

3-for-30
RISP: 0-for-0
LOB: 2 (5)



GAME

2

OCT 25
2017

WORLD SERIES

| BATTER | PO | 1 | 2 | 3 | 4 | 5 | 6 | 7 | 8 | 9 | 10 | 11 | 12 | AB | R | H | RBI | BB | SO |
|----------------------------|----|---|---|---|---|---|---|---|---|---|----|----|----|----|---|----|-----|----|----|
| SPRINGER .333 CF-RF | | | | | | | | | | | | | | 5 | 1 | 3 | 2 | 1 | 0 |
| BREGMAN .300 3B | | | | | | | | | | | | | | 6 | 1 | 2 | 1 | 0 | 0 |
| ALTUVE .200 2B | | | | | | | | | | | | | | 6 | 1 | 1 | 1 | 0 | 2 |
| CORREA .333 SS | | | | | | | | | | | | | | 6 | 1 | 3 | 2 | 0 | 1 |
| GURRIEL .143 1B | | | | | | | | | | | | | | 4 | 0 | 1 | 0 | 1 | 0 |
| McCANN .000 C | | | | | | | | | | | | | | 5 | 0 | 0 | 0 | 0 | 2 |
| GONZALEZ .167 LF | | | | | | | | | | | | | | 3 | 1 | 1 | 1 | 2 | 2 |
| REDDICK .286 RF | | | | | | | | | | | | | | 4 | 1 | 1 | 0 | 1 | 0 |
| VERLANDER .000 P | | | | | | | | | | | | | | 1 | 0 | 0 | 0 | 0 | 1 |
| GATTIS 1.000 PH | | | | | | | | | | | | | | 1 | 0 | 1 | 0 | 0 | 0 |
| BELTRAN .000 PH | | | | | | | | | | | | | | 1 | 0 | 0 | 0 | 0 | 0 |
| MAYBIN 1.000 CF | | | | | | | | | | | | | | 1 | 1 | 1 | 0 | 0 | 0 |
| TOTALS R/H | | 0 | 0 | 1 | 0 | 0 | 0 | 0 | 1 | 1 | 2 | 2 | | 43 | 7 | 14 | 7 | 5 | 8 |

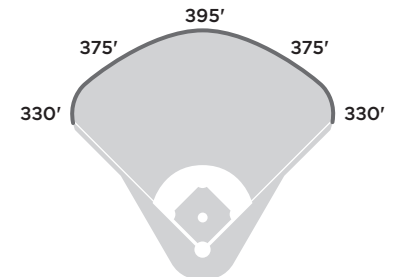
| L/R | PITCHER | IP | H | R | ER | BB | SO | P | BF | |
|-----|--------------------------|-------|-----|---|----|----|----|-----|----|----|
| R | VERLANDER | 4.50 | 6.0 | 2 | 3 | 3 | 2 | 5 | 79 | 21 |
| R | HARRIS | 0.00 | 1.0 | 0 | 0 | 0 | 0 | 2 | 21 | 4 |
| R | MUSGROVE | 0.00 | 1.0 | 0 | 0 | 0 | 0 | 0 | 9 | 3 |
| R | GILES | 10.80 | 1.2 | 2 | 2 | 2 | 1 | 3 | 33 | 8 |
| R | DEVENSKI (W, 1-0) | 3.86 | 1.1 | 1 | 1 | 1 | 0 | 1 | 25 | 5 |
| | TOTALS | 11.0 | 5 | 6 | 6 | 3 | 11 | 167 | 41 | |

DODGER STADIUM

Home of the

LOS ANGELES DODGERS

Est. 1962 Capacity: 56,000 Outfield Fence Height: 4' to 8'



| | 1 | 2 | 3 | 4 | 5 | 6 | 7 | 8 | 9 | 10 | 11 | 12 | R | H | E |
|-----|---|---|---|---|---|---|---|---|---|----|----|----|---|----|---|
| HOU | 0 | 0 | 1 | 0 | 0 | 0 | 0 | 1 | 1 | 2 | 2 | X | 7 | 14 | 1 |
| LAD | 0 | 0 | 0 | 0 | 1 | 2 | 0 | 0 | 0 | 2 | 0 | X | 6 | 5 | 0 |

| BATTER | PO | 1 | 2 | 3 | 4 | 5 | 6 | 7 | 8 | 9 | 10 | 11 | 12 | AB | R | H | RBI | BB | SO |
|-----------------------------|----|---|----|-----|---------|-----|------|------|---|-----|----|----|----|----|---|---|-----|----|----|
| TAYLOR .167 CF | | K | | | BB 2 | | BB 2 | | 7 | | 8 | | | 3 | 1 | 0 | 0 | 2 | 1 |
| SEAGER .375 SS | | K | | | FC U4 3 | | HR 2 | | | K | 8 | | | 5 | 1 | 1 | 2 | 0 | 2 |
| TURNER .111 3B | | 8 | | | 6-4-3 | | P4 | | | 6-3 | | L5 | | 5 | 0 | 0 | 0 | 0 | 0 |
| BELLINGER .000 1B | | | K | | | K | | WP 5 | | | | HR | | 4 | 0 | 0 | 0 | 0 | 2 |
| CULBERSON .500 LF | | | | | | | | E6 | | 9 | | | | 1 | 1 | 1 | 1 | 0 | 0 |
| PUIG .125 RF | | | P3 | | | 6-3 | | 6-3 | | | HR | K | | 5 | 1 | 1 | 1 | 0 | 1 |
| PEDERSON .333 LF | | | | | | | HR | | | | | | | 3 | 1 | 1 | 1 | 0 | 2 |
| GRANDAL .000 C | | K | | | | | | | K | | | | | 1 | 0 | 0 | 0 | 0 | 1 |
| BARNES .143 C-2B | | | | | 7 | | | | K | | | | | 4 | 0 | 0 | 0 | 0 | 2 |
| UTLEY .000 2B | | | | | | | | | | | | | | 3 | 0 | 0 | 0 | 0 | 0 |
| FORSYTHE .000 2B-1B | | | | L4 | | | | | 8 | 7 | | | | 0 | 1 | 0 | 0 | 1 | 0 |
| HILL .000 P | | | | | | | | | | | | | | 1 | 0 | 0 | 0 | 0 | 0 |
| ETHIER .000 PH | | | | 4-3 | | | | | 8 | 6-3 | | | | 1 | 0 | 0 | 0 | 0 | 0 |
| HERNANDEZ .400 LF-CF | | | | | | | | | | | | | | 2 | 0 | 1 | 1 | 0 | 0 |
| TOTALS R/H | | 0 | 0 | 0 | 0 | 1 | 2 | 0 | 0 | 0 | 2 | 1 | | 38 | 6 | 5 | 6 | 3 | 11 |

GAME

2

OCT 25 2017

WORLD SERIES

| L/R | PITCHER | IP | H | R | ER | BB | SO | P | BF |
|---------------|--------------------------|-------------|-----------|----------|----------|----------|----------|------------|-----------|
| L | HILL | 2.25 | 4.0 | 3 | 1 | 1 | 3 | 7 | 60 |
| R | MAEDA | 0.00 | 1.1 | 1 | 0 | 0 | 0 | 25 | 5 |
| L | WATSON | 0.00 | 0.2 | 0 | 0 | 0 | 0 | 1 | 1 |
| R | STRIPLING | --- | 0.0 | 0 | 0 | 0 | 1 | 4 | 1 |
| R | MORROW (H, 1) | 4.50 | 1.0 | 2 | 1 | 1 | 0 | 14 | 4 |
| R | JANSEN (BS, 1) | 3.00 | 2.0 | 3 | 1 | 1 | 0 | 29 | 9 |
| R | FIELDS | --- | 0.0 | 3 | 2 | 2 | 0 | 6 | 3 |
| L | CINGRANI | 0.00 | 1.0 | 0 | 0 | 0 | 1 | 5 | 3 |
| R | MCCARTHY (L, 0-1) | 18.00 | 1.0 | 2 | 2 | 2 | 0 | 21 | 5 |
| TOTALS | | 11.0 | 14 | 7 | 7 | 5 | 8 | 165 | 49 |

DATE October 25, 2017

WEATHER 93°, clear

ATTENDANCE 54,293

FIRST PITCH 5:17 PM

TIME OF GAME 4:19

NOTES By the numbers:
11 INN, 8 HR (WS record),
14 pitchers, 332 pitches.

UMPIRES

HP Paul Nauert

1B Gerry Davis

2B Laz Diaz

3B Bill Miller

LF Dan Iassogna

RF Phil Cuzzi

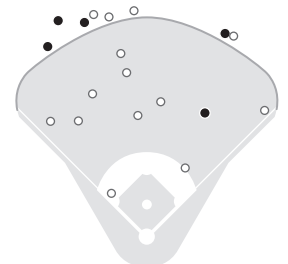
HIT CHART

• DODGERS

5-for-38
RISP: 1-for-5
LOB: 2 (6)

○ ASTROS

14-for-43
RISP: 4-for-13
LOB: 9 (22)



| BATTER | PO | 1 | 2 | 3 | 4 | 5 | 6 | 7 | 8 | 9 | 10 | 11 | 12 | AB | R | H | RBI | BB | SO |
|--------------------------|----|-----|----|-------|---|-----|-----|----|----|-----|----|----|----|----|---|---|-----|----|----|
| TAYLOR .111 CF | | P4 | | BB | | 8 | | U3 | | | | | | 3 | 0 | 0 | 0 | 1 | 0 |
| SEAGER .273 SS | | 4-3 | | 3-6-1 | | | BB | | K | | | | | 3 | 1 | 0 | 0 | 1 | 1 |
| TURNER .154 3B | | 9 | | 6-3 | | | WP | | P2 | | | | | 4 | 1 | 1 | 0 | 0 | 0 |
| BELLINGER .000 1B | | | K | | K | | K | | K | | | | | 4 | 0 | 0 | 0 | 0 | 4 |
| PUIG .167 RF | | 4-3 | | 6-4 | | | 4-3 | | | K | | | | 4 | 0 | 1 | 1 | 0 | 1 |
| FORSYTHE .250 2B | | | SB | | | | | | | | | | | 2 | 0 | 1 | 0 | 0 | 0 |
| UTLEY .000 PH-2B | | | 1B | | 9 | | P5 | | | 1-3 | | | | 2 | 0 | 0 | 0 | 0 | 0 |
| BARNES .111 C | | | | | | | | | | | | | | 2 | 0 | 0 | 0 | 0 | 0 |
| GRANDAL .000 PH-C | | 5-3 | | | | 7 | | 7 | | 9 | | | | 2 | 0 | 0 | 0 | 0 | 0 |
| PEDERSON .400 DH | | | | BB | | 2B | | | K | | | | | 2 | 1 | 1 | 0 | 1 | 1 |
| HERNANDEZ .333 LF | | | | BB | | | | | | | | | | 1 | 0 | 0 | 0 | 1 | 0 |
| ETHIER .000 PH-LF | | | | BB | | 4-3 | | BB | | | | | | 0 | 0 | 0 | 0 | 1 | 0 |
| TOTALS R/H | | 0 | 0 | 1 | 0 | 1 | 0 | 1 | 2 | 0 | 0 | 0 | | 29 | 3 | 4 | 1 | 5 | 7 |

| L/R | PITCHER | IP | H | R | ER | BB | SO | P | BF |
|---------------|-------------------------|------------|-----------|----------|----------|----------|----------|------------|-----------|
| R | DARVISH (L, 0-1) | 21.60 | 12 | 6 | 4 | 4 | 1 | 0 | 49 |
| R | MAEDA | 0.00 | 2.2 | 1 | 0 | 0 | 1 | 2 | 42 |
| L | WATSON | 0.00 | 1.0 | 2 | 1 | 0 | 0 | 1 | 18 |
| R | MORROW | 3.38 | 0.2 | 1 | 0 | 0 | 1 | 2 | 13 |
| L | CINGRANI | 0.00 | 0.2 | 1 | 0 | 0 | 1 | 0 | 8 |
| R | STRIPLING | 0.00 | 1.1 | 1 | 0 | 0 | 0 | 1 | 15 |
| TOTALS | | 8.0 | 12 | 5 | 4 | 4 | 6 | 145 | 41 |

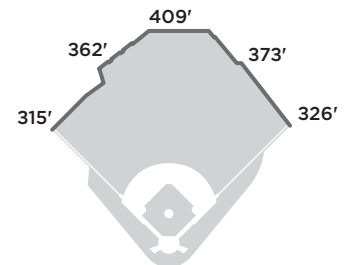
MINUTE MAID PARK

Home of the

HOUSTON ASTROS

Est. 2000 Capacity: 40,963 Outfield Fence Height: 7' to 25'

| | 1 | 2 | 3 | 4 | 5 | 6 | 7 | 8 | 9 | 10 | 11 | 12 | R | H | E |
|-----|---|---|---|---|---|---|---|---|---|----|----|----|---|----|---|
| LAD | 0 | 0 | 1 | 0 | 0 | 2 | 0 | 0 | 0 | X | X | X | 3 | 4 | 2 |
| HOU | 0 | 4 | 0 | 0 | 1 | 0 | 0 | 0 | X | X | X | X | 5 | 12 | 0 |



| BATTER | PO | 1 | 2 | 3 | 4 | 5 | 6 | 7 | 8 | 9 | 10 | 11 | 12 | AB | R | H | RBI | BB | SO |
|----------------------|----|--------------|--------------|--------------|--------|---------------|--------------|---------------|---------|---|----|----|----|----|---|----|-----|----|----|
| SPRINGER .286 | CF | 3 ◇ 2B | ◇ L4 | | ◇ K | | ◇ E5 | ◇ 8 | | | | | | 5 | 0 | 1 | 0 | 0 | 1 |
| BREGMAN .231 | 3B | ◇ 5-3 | ◇ SAC 9 | | ◇ K | | ◇ BB | | ◇ 9 | | | | | 3 | 0 | 0 | 1 | 1 | 1 |
| ALTUVE .200 | 2B | ◇ 9 | ◇ 2B | | ◇ 6-4 | | ◇ K | | ◇ K | | | | | 5 | 0 | 1 | 0 | 0 | 2 |
| CORREA .286 | SS | ◇ 6-3 | ◇ 9 | | | ◇ 6-3 | ◇ K | | ◇ 1B | | | | | 5 | 0 | 1 | 0 | 0 | 1 |
| GURRIEL .250 | 1B | | ◆ HR | ◇ P5 | | ◇ 6-3 | | 9 ◇ 2B | ◇ 4-3 | | | | | 5 | 1 | 2 | 1 | 0 | 0 |
| REDDICK .364 | RF | | 8 ◇ 2B | ◇ P5 | | E1 ◇ 1B | 7 ◇ P3 | | | | | | | 4 | 2 | 2 | 0 | 0 | 0 |
| GATTIS 1.000 | DH | | 9 ◇ BB | 8 ◇ BB | | E1 ◇ 1B | | 9 ◇ 1BB | | | | | | 1 | 1 | 1 | 0 | 3 | 0 |
| GONZALEZ .200 | LF | | 9 ◇ 1B | 9 ◇ U3 | | ◇ K | | ◇ P4 | | | | | | 4 | 1 | 1 | 1 | 0 | 1 |
| McCANN .250 | C | | 3 ◇ 1B | 3 ◇ 1B | | ◇ 1B | ◇ P5 | ◇ 1B | | | | | | 4 | 0 | 3 | 1 | 0 | 0 |
| TOTALS R/H | | 0 1 | 4 5 | 0 0 | 0 1 | 1 2 | 0 0 | 0 2 | 0 1 | | | | | 36 | 5 | 12 | 4 | 4 | 6 |

| L/R | PITCHER | IP | H | R | ER | BB | SO | P | BF | |
|---------------|---------------------------|------|-----|---|----|----|----|---|-----|----|
| R | McCULLERS (W, 1-0) | 5.06 | 5.1 | 4 | 3 | 3 | 4 | 3 | 87 | 22 |
| R | PEACOCK (S, 1) | 0.00 | 3.2 | 0 | 0 | 0 | 1 | 4 | 53 | 12 |
| TOTALS | | | 9.0 | 4 | 3 | 3 | 5 | 7 | 140 | 34 |

DATE October 27, 2017

WEATHER 73°, roof closed.

ATTENDANCE 43,282

FIRST PITCH 7:21 PM

TIME OF GAME 3:46

NOTES First franchise World Series home win for Astros.

UMPIRES

HP Gerry Davis

1B Laz Diaz

2B Bill Miller

3B Dan Iassogna

LF Mark Wegner

RF Paul Nauert

HIT CHART

● **ASTROS**

12-for-36

RISP: 3-for-14

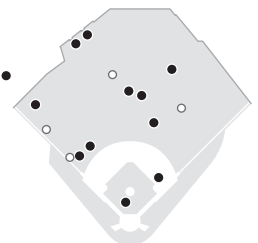
LOB: 12 (23)

○ **DODGERS**

4-for-29

RISP: 0-for-7

LOB: 4 (10)



GAME

4

OCT 28
2017

WORLD SERIES

| BATTER | PO | 1 | 2 | 3 | 4 | 5 | 6 | 7 | 8 | 9 | 10 | 11 | 12 | AB | R | H | RBI | BB | SO |
|-----------------------------|----|---|---|---|---|---|---|---|---|---|----|----|----|----|---|---|-----|----|----|
| TAYLOR .154 CF | | | | | | | | | | | | | | 4 | 0 | 1 | 0 | 0 | 1 |
| SEAGER .267 SS | | | | | | | | | | | | | | 4 | 1 | 1 | 0 | 0 | 1 |
| TURNER .125 3B | | | | | | | | | | | | | | 3 | 0 | 0 | 0 | 1 | 1 |
| CULBERSON .500 PR-2B | | | | | | | | | | | | | | 0 | 1 | 0 | 0 | 0 | 0 |
| BELLINGER .133 1B | | | | | | | | | | | | | | 4 | 2 | 2 | 1 | 0 | 1 |
| PUIG .125 RF | | | | | | | | | | | | | | 4 | 0 | 0 | 0 | 0 | 1 |
| FORSYTHE .286 2B-3B | | | | | | | | | | | | | | 3 | 1 | 1 | 1 | 1 | 1 |
| BARNES .091 C | | | | | | | | | | | | | | 2 | 0 | 0 | 1 | 0 | 0 |
| PEDERSON .333 DH | | | | | | | | | | | | | | 4 | 1 | 1 | 3 | 0 | 2 |
| HERNANDEZ .300 LF | | | | | | | | | | | | | | 4 | 0 | 1 | 0 | 0 | 1 |
| TOTALS R/H | | 0 | 0 | 0 | 0 | 0 | 0 | 0 | 0 | 1 | 1 | 0 | 5 | 32 | 6 | 7 | 6 | 2 | 9 |

| L/R | PITCHER | IP | H | R | ER | BB | SO | P | BF |
|---------------|------------------------|------------|----------|----------|----------|----------|----------|------------|-----------|
| L | WOOD | 1.59 | 5.2 | 1 | 1 | 1 | 2 | 3 | 84 |
| R | MORROW | 2.25 | 1.1 | 0 | 0 | 0 | 0 | 0 | 14 |
| L | WATSON (W, 1-0) | 0.00 | 1.0 | 0 | 0 | 0 | 0 | 0 | 9 |
| R | JANSEN | 4.50 | 1.0 | 1 | 1 | 1 | 0 | 1 | 14 |
| TOTALS | | 9.0 | 2 | 2 | 2 | 2 | 4 | 121 | 30 |

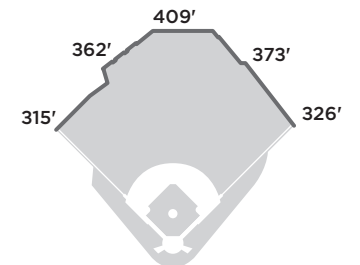
MINUTE MAID PARK

Home of the

HOUSTON ASTROS

Est. 2000 Capacity: 40,963 Outfield Fence Height: 7' to 25'

| | 1 | 2 | 3 | 4 | 5 | 6 | 7 | 8 | 9 | 10 | 11 | 12 | R | H | E |
|-----|---|---|---|---|---|---|---|---|---|----|----|----|---|---|---|
| LAD | 0 | 0 | 0 | 0 | 0 | 0 | 1 | 0 | 5 | X | X | X | 6 | 7 | 0 |
| HOU | 0 | 0 | 0 | 0 | 0 | 1 | 0 | 0 | 1 | X | X | X | 2 | 2 | 0 |



GAME

4

OCT 28
2017

WORLD SERIES

| BATTER | PO | 1 | 2 | 3 | 4 | 5 | 6 | 7 | 8 | 9 | 10 | 11 | 12 | AB | R | H | RBI | BB | SO |
|-------------------------|----|---|---|---|---|---|---|---|---|---|----|----|----|----|---|---|-----|----|----|
| SPRINGER .278 CF | | | | | | | | | | | | | | 4 | 1 | 1 | 1 | 0 | 1 |
| BREGMAN .235 3B | | | | | | | | | | | | | | 4 | 1 | 1 | 1 | 0 | 0 |
| ALTUVE .158 2B | | | | | | | | | | | | | | 4 | 0 | 0 | 0 | 0 | 0 |
| CORREA .250 SS | | | | | | | | | | | | | | 2 | 0 | 0 | 0 | 1 | 0 |
| GURRIEL .200 1B | | | | | | | | | | | | | | 3 | 0 | 0 | 0 | 0 | 1 |
| REDDICK .286 RF | | | | | | | | | | | | | | 3 | 0 | 0 | 0 | 0 | 0 |
| GATTIS .400 DH | | | | | | | | | | | | | | 3 | 0 | 0 | 0 | 0 | 0 |
| GONZALEZ .167 LF | | | | | | | | | | | | | | 2 | 0 | 0 | 0 | 1 | 0 |
| McCANN .200 C | | | | | | | | | | | | | | 3 | 0 | 0 | 0 | 0 | 2 |
| TOTALS R/H | | 0 | 0 | 0 | 0 | 0 | 1 | 0 | 0 | 1 | | | | 28 | 2 | 2 | 2 | 2 | 4 |

| L/R | PITCHER | IP | H | R | ER | BB | SO | P | BF |
|---------------|-----------------------|------------|----------|----------|----------|----------|----------|------------|-----------|
| R | MORTON | 1.42 | 6.1 | 3 | 1 | 1 | 0 | 7 | 76 |
| R | HARRIS (BS, 1) | 0.00 | 0.2 | 1 | 0 | 0 | 0 | 9 | 3 |
| R | DEVENSKI | 2.70 | 1.0 | 0 | 0 | 0 | 1 | 12 | 3 |
| R | GILES (L, 1-0) | 27.00 | 0.0 | 2 | 3 | 3 | 1 | 8 | 3 |
| R | MUSGROVE | 9.00 | 1.0 | 1 | 2 | 2 | 1 | 15 | 5 |
| TOTALS | | 9.0 | 7 | 6 | 6 | 2 | 9 | 120 | 36 |

DATE October 28, 2017

WEATHER 67 deg., roof closed.

ATTENDANCE 43,322

FIRST PITCH 7:20 PM

TIME OF GAME 3:06

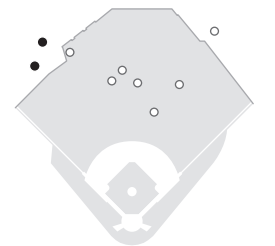
NOTES Dodgers even series at 2-2 as Astros hitters are held to just two solo HRs.

UMPIRES

- HP** Laz Diaz
- 1B** Bill Miller
- 2B** Dan Iassogna
- 3B** Mark Wegner
- LF** Paul Nauert
- RF** Gerry Davis

HIT CHART

- **ASTROS**
2-for-28
RISP: 0-for-0
LOB: 1 (3)
- **DODGERS**
7-for-32
RISP: 3-for-7
LOB: 3 (11)



| BATTER | PO | 1 | 2 | 3 | 4 | 5 | 6 | 7 | 8 | 9 | 10 | 11 | 12 | AB | R | H | RBI | BB | SO |
|----------------------------------|----|-------------|--------|--------|-----------|-------------|--------|---------|-----------|-------------|-----------|----|----|----|----|----|-----|----|----|
| TAYLOR .222 CF-2B | | 4 3 6 1B | 5-3 | | K | | 9 | | 2 2 HP | 1B | | | | 5 | 1 | 2 | 1 | 0 | 1 |
| SEAGER .250 SS | | X | | 3-1 | | 5 3 5 BB | X | | 2B | 8 | | | | 5 | 1 | 1 | 1 | 1 | 2 |
| TURNER .150 DH | | 6 4 6 BB | | P4 | | 5 5 5 BB | | 4 2B | 9 | | 7 | | | 4 | 2 | 1 | 0 | 2 | 0 |
| HERNANDEZ .231 LF-2B | | 6 6 | | | | | | 5 5 | 1-5 | | | | | 3 | 2 | 0 | 0 | 1 | 1 |
| ETHIER .333 PH-LF | | E3 BB | | 1-3 | | X | | 5 FC | U3 | | | | | 2 | 0 | 1 | 0 | 0 | 0 |
| BELLINGER .200 1B | | K | | | X | HR | | 3B | | 7 7 7 BB | 8 | | | 5 | 2 | 2 | 4 | 1 | 2 |
| FORSYTHE .308 3B | | SB 1B | | | 8 8 2B | 9 | | X | | K | 6-4 | | | 6 | 1 | 2 | 2 | 0 | 2 |
| PUIG .143 RF | | 2-3 | | | K | K | | 7 | | HR | | | | 5 | 1 | 1 | 2 | 0 | 2 |
| BARNES .188 C | | | | 9 | WP 1B | | | X | | X | 9 1 2B | | | 5 | 1 | 2 | 1 | 0 | 2 |
| CULBERSON .500 2B | | | | | | | | | 2 | | | | | 2 | 0 | 1 | 0 | 0 | 0 |
| PEDERSON .364 PH-LF CF | | | | 6-3 | | | | BB | 2 2B | 6-3 | | | | 2 | 1 | 1 | 0 | 1 | 0 |
| TOTALS R/H | | 3 2 | 0 0 | 0 0 | 1 3 | 3 1 | 0 0 | 1 2 | 1 2 | 3 3 | 0 1 | | | 44 | 12 | 14 | 11 | 6 | 12 |

| L/R | PITCHER | IP | H | R | ER | BB | SO | P | BF | |
|---------------|------------------------|-------|-----|----|----|----|----|-----|----|----|
| L | KERSHAW | 5.40 | 4.2 | 4 | 6 | 6 | 3 | 2 | 94 | 20 |
| R | MAEDA | 1.93 | 0.2 | 2 | 1 | 1 | 1 | 1 | 25 | 5 |
| L | WATSON | 0.00 | 0.2 | 0 | 0 | 0 | 0 | 0 | 9 | 2 |
| R | MORROW (BS, 1) | 11.25 | 0.0 | 4 | 4 | 4 | 0 | 0 | 6 | 4 |
| L | CINGRANI | 3.00 | 1.1 | 1 | 1 | 1 | 0 | 2 | 20 | 5 |
| R | STRIPLING | 0.00 | 0.2 | 1 | 0 | 0 | 0 | 0 | 8 | 2 |
| R | JANSEN (L, 0-1) | 4.76 | 1.2 | 2 | 1 | 1 | 1 | 1 | 33 | 9 |
| TOTALS | | 9.2 | 14 | 13 | 13 | 5 | 6 | 195 | 47 | |

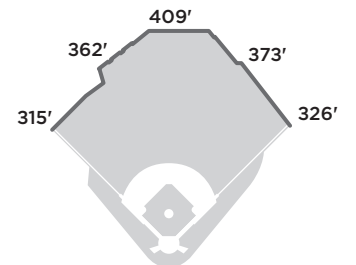
MINUTE MAID PARK

Home of the

HOUSTON ASTROS

Est. 2000 Capacity: 40,963 Outfield Fence Height: 7' to 25'

| | 1 | 2 | 3 | 4 | 5 | 6 | 7 | 8 | 9 | 10 | 11 | 12 | R | H | E |
|-----|---|---|---|---|---|---|---|---|---|----|----|----|----|----|---|
| LAD | 3 | 0 | 0 | 1 | 3 | 0 | 1 | 1 | 3 | 0 | X | X | 12 | 14 | 1 |
| HOU | 0 | 0 | 0 | 4 | 3 | 0 | 4 | 1 | 0 | 1 | X | X | 13 | 14 | 1 |



| BATTER | PO | 1 | 2 | 3 | 4 | 5 | 6 | 7 | 8 | 9 | 10 | 11 | 12 | AB | R | H | RBI | BB | SO |
|----------------------------|----|-----|----|---|-------------|-------------|-----|-------------|-------|---|---------|----|----|----|----|----|-----|----|----|
| SPRINGER .333 CF-LF | | 5-3 | | | 4 3 4 BB | 3 2 3 BB | | HR | 1B | | 2 BB | | | 3 | 3 | 2 | 1 | 3 | 0 |
| BREGMAN .273 3B | | 8 | | | 7 | 3 3 3 BB | | 3 3 3 1B | 5-4-3 | | 1B | | | 5 | 2 | 2 | 1 | 1 | 0 |
| ALTUVE .250 2B | | K | | | 4 4 5 1B | HR | | WP 4 2B | | | 8 | | | 5 | 3 | 3 | 4 | 0 | 1 |
| CORREA .333 SS | | | U3 | | 5 5 2B | E5 1B | | HR | | | P3 | | | 5 | 2 | 3 | 3 | 0 | 0 |
| GURRIEL .250 1B | | | | | HR | 6-3 | | K | | | 2B | | | 5 | 1 | 2 | 3 | 0 | 1 |
| MAYBIN .1000 PR-CF | | P3 | | | | | | | | | | | | 0 | 0 | 0 | 0 | 0 | 0 |
| REDDICK .211 RF-LF | | | 8 | | P3 | | | K | K | | 7 | | | 5 | 0 | 0 | 0 | 0 | 2 |
| GATTIS .333 DH | | | | | 8 1B | 7 | | 9 | BB | | 5-3 | | | 4 | 0 | 1 | 0 | 1 | 0 |
| GONZALEZ .118 LF-1B | | | | | 5-4-3 | 7 | 9 | | 7 | | K | | | 5 | 0 | 0 | 0 | 0 | 1 |
| McCANN .211 C | | | | | 4-3 | K | 4-3 | | HR | | 1 HP | | | 4 | 1 | 1 | 1 | 0 | 1 |
| FISHER .000 PR | | | | | | | | | | | | | | 0 | 1 | 0 | 0 | 0 | 0 |
| TOTALS R/H | | 0 | 0 | 0 | 4 | 3 | 0 | 4 | 1 | 0 | 1 | | | 41 | 13 | 14 | 13 | 5 | 6 |

| L/R | PITCHER | IP | H | R | ER | BB | SO | P | BF | |
|-----|--------------------------|-------|------|----|----|----|----|----|-----|----|
| L | KEUCHEL | 5.23 | 3.2 | 5 | 4 | 3 | 2 | 4 | 86 | 18 |
| R | GREGERSON | 0.00 | 0.1 | 0 | 0 | 0 | 0 | 1 | 6 | 1 |
| R | McHUGH | 13.50 | 2.0 | 1 | 3 | 3 | 3 | 4 | 49 | 10 |
| R | PEACOCK | 3.38 | 1.1 | 3 | 2 | 2 | 0 | 2 | 39 | 8 |
| R | HARRIS (H, 1) | 0.00 | 0.1 | 1 | 0 | 0 | 0 | 0 | 4 | 2 |
| R | DEVENSKI (BS, 1) | 7.71 | 1.1 | 3 | 3 | 3 | 1 | 1 | 29 | 8 |
| R | MUSGROVE (W, 1-0) | 6.00 | 1.0 | 1 | 0 | 0 | 0 | 0 | 9 | 4 |
| | TOTALS | | 10.0 | 14 | 12 | 11 | 6 | 12 | 222 | 51 |

DATE October 29, 2017

WEATHER 69°, roof closed.

ATTENDANCE 43,300

FIRST PITCH 7:21 PM

TIME OF GAME 5:17

NOTES 25 runs, 28 hits, 417 pitches, 2nd longest WS game time-wise.

UMPIRES

HP Bill Miller

1B Dan Iassogna

2B Mark Wegner

3B Paul Nauert

LF Gerry Davis

RF Laz Diaz

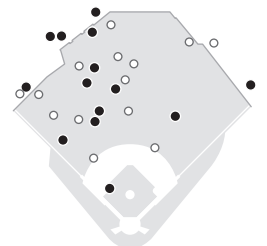
HIT CHART





































● **ASTROS**

14-for-41
RISP: 5-for-7
LOB: 5 (7)

○ **DODGERS**

14-for-44
RISP: 5-for-16
LOB: 9 (24)



| BATTER | PO | 1 | 2 | 3 | 4 | 5 | 6 | 7 | 8 | 9 | 10 | 11 | 12 | AB | R | H | RBI | BB | SO |
|-------------------------|----|---|---|---|---|---|--|---|---|---|----|----|----|----|---|---|-----|----|----|
| SPRINGER .375 CF | |  | |  | |  | |  | | | | | | 3 | 1 | 2 | 1 | 1 | 1 |
| BREGMAN .269 3B | |  | |  | |  | |  | | | | | | 4 | 0 | 1 | 0 | 0 | 0 |
| ALTUVE .214 2B | |  | | |  | |  |  | | | | | | 4 | 0 | 0 | 0 | 0 | 1 |
| CORREA .280 SS | |  | | |  | |  | |  | | | | | 4 | 0 | 0 | 0 | 0 | 1 |
| GURRIEL .250 1B | | |  | |  | |  | |  | | | | | 4 | 0 | 1 | 0 | 0 | 0 |
| McCANN .227 C | | |  | | |  |  | |  | | | | | 3 | 0 | 1 | 0 | 0 | 1 |
| GONZALEZ .143 LF | | |  | | |  |  | | |  | | | | 4 | 0 | 1 | 0 | 0 | 0 |
| REDDICK .182 RF | | | |  | |  | |  | |  | | | | 3 | 0 | 0 | 0 | 1 | 2 |
| VERLANDER .000 P | | | | | | | | | | | | | | 2 | 0 | 0 | 0 | 0 | 2 |
| GATTIS .300 PH | | | | | | | |  | |  | | | | 1 | 0 | 0 | 0 | 0 | 0 |
| FISHER .000 PR | | | |  | |  | | | | | | | | 0 | 0 | 0 | 0 | 0 | 0 |
| BELTRAN .000 PH | | | | | | | | | | | | | | 1 | 0 | 0 | 0 | 0 | 1 |
| TOTALS R/H | | 0 | 0 | 1 | 0 | 0 | 0 | 0 | 0 | 0 | 0 | 0 | 0 | 33 | 1 | 6 | 1 | 2 | 9 |

GAME

6

OCT 31
2017

WORLD SERIES

| L/R | PITCHER | IP | H | R | ER | BB | SO | P | BF |
|---------------|---------------------------|------|-----|---|----|----|----|-----|----|
| R | VERLANDER (L, 0-1) | 3.75 | 6.0 | 3 | 2 | 0 | 9 | 93 | 22 |
| R | MUSGROVE | 6.75 | 1.0 | 1 | 1 | 1 | 0 | 13 | 4 |
| R | GREGERSON | 0.00 | 0.2 | 1 | 0 | 0 | 1 | 18 | 4 |
| L | LIRIANO | 0.00 | 0.1 | 0 | 0 | 0 | 0 | 9 | 1 |
| TOTALS | | 8.0 | 5 | 3 | 3 | 1 | 12 | 133 | 31 |

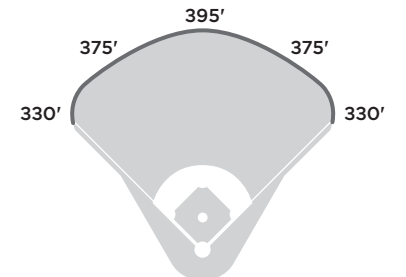
DODGER STADIUM

Home of the

LOS ANGELES DODGERS

Est. 1962 Capacity: 56,000 Outfield Fence Height: 4' to 8'

| | 1 | 2 | 3 | 4 | 5 | 6 | 7 | 8 | 9 | 10 | 11 | 12 | R | H | E |
|-----|---|---|---|---|---|---|---|---|---|----|----|----|---|---|---|
| HOU | 0 | 0 | 1 | 0 | 0 | 0 | 0 | 0 | 0 | X | X | X | 1 | 6 | 0 |
| LAD | 0 | 0 | 0 | 0 | 0 | 2 | 1 | 0 | X | X | X | X | 3 | 5 | 0 |



| BATTER | PO | 1 | 2 | 3 | 4 | 5 | 6 | 7 | 8 | 9 | 10 | 11 | 12 | AB | R | H | RBI | BB | SO |
|--------------------------|----|--------|---------|----------|--------|--------|-------------------|---------|---------|---|----|----|----|----|---|---|-----|----|----|
| TAYLOR .227 CF | | 9 | | K | | | 2 ◇ • 2B | | 5-3 | | | | | 4 | 0 | 1 | 1 | 0 | 1 |
| SEAGER .217 SS | | K | | | 7 | | SAC 7 • | | K | | | | | 3 | 0 | 0 | 1 | 0 | 2 |
| TURNER .130 3B | | P5 | | | K | | P3 | | ◇ BB | | | | | 3 | 0 | 0 | 0 | 1 | 1 |
| BELLINGER .167 1B | | | K | | K | | K | | K | | | | | 4 | 0 | 0 | 0 | 0 | 4 |
| PUIG .167 RF | | | ◇ 1B | | | 9 | | P6 | | | | | | 3 | 0 | 1 | 0 | 0 | 0 |
| PEDERSON .357 LF | | K | | | | 7 | | ◆ HR | | | | | | 3 | 1 | 1 | 1 | 0 | 1 |
| FORSYTHE .267 2B | | | | | | | | | | | | | | 2 | 0 | 0 | 0 | 0 | 1 |
| ETHIER .250 PH | | 9 | | | | K | | 7 | | | | | | 1 | 0 | 0 | 0 | 0 | 0 |
| BARNES .211 C | | | | ◇ 4-3 | | | 1 ◇ 9 1B | K | | | | | | 3 | 1 | 1 | 0 | 0 | 1 |
| HILL .000 P | | | | | | | 1 ◇ 1 | | ◇ 1 | | | | | 1 | 0 | 0 | 0 | 0 | 1 |
| UTLEY .000 2B | | | | K | | | 2 ◇ HP | | ◇ 1B | | | | | 0 | 1 | 0 | 0 | 0 | 0 |
| CULBERSON .600 2B | | | | | | | | | | | | | | 1 | 0 | 1 | 0 | 0 | 0 |
| TOTALS $\frac{R}{H}$ | | 0 0 | 0 1 | 0 0 | 0 0 | 0 0 | 2 2 | 1 1 | 0 1 | | | | | 28 | 3 | 5 | 3 | 1 | 12 |

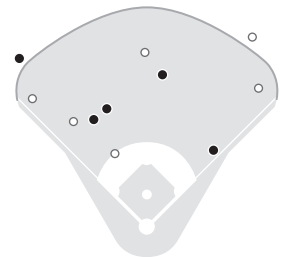
| L/R | PITCHER | IP | H | R | ER | BB | SO | P | BF | |
|---------------|------------------------|------------|----------|----------|----------|----------|----------|------------|-----------|----|
| L | HILL | 2.08 | 4.2 | 4 | 1 | 1 | 1 | 5 | 58 | 19 |
| R | MORROW | 9.00 | 1.0 | 1 | 0 | 0 | 0 | 1 | 14 | 4 |
| L | WATSON (W, 2-0) | 0.00 | 0.1 | 0 | 0 | 0 | 1 | 0 | 12 | 3 |
| R | MAEDA (H, 1) | 1.59 | 1.0 | 1 | 0 | 0 | 0 | 0 | 14 | 4 |
| R | JANSEN (S, 1) | 3.52 | 2.0 | 0 | 0 | 0 | 0 | 3 | 19 | 6 |
| TOTALS | | 9.0 | 6 | 1 | 1 | 2 | 9 | 117 | 36 | |

DATE October 31, 2017
WEATHER 67°, overcast
ATTENDANCE 54,128
FIRST PITCH 5:21 PM
TIME OF GAME 3:22

NOTES Dodgers force first WS Game 7 in history of Dodger Stadium.

UMPIRES
HP Dan Iassogna
1B Mark Wegner
2B Paul Nauert
3B Gerry Davis
LF Laz Diaz
RF Bill Miller

HIT CHART
• DODGERS
 5-for-28
 RISP: 1-for-5
 LOB: 4 (8)
○ ASTROS
 6-for-33
 RISP: 0-for-6
 LOB: 8 (16)



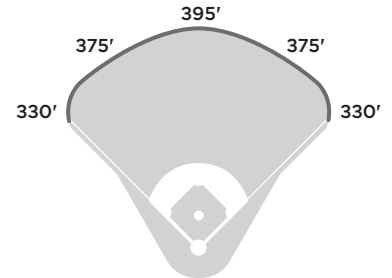
| BATTER | PO | 1 | 2 | 3 | 4 | 5 | 6 | 7 | 8 | 9 | 10 | 11 | 12 | AB | R | H | RBI | BB | SO |
|-----------------------|-------|-----------|------------------|--------|------------|--------|----------------|--------|--------|--------|--------|----|----|----|---|---|-----|----|----|
| SPRINGER .379 | CF-RF | 2 ◇ | 2 ◆ HR | ◇ | | ◇ K | | ◇ 8 | | ◇ 8 | | | | 5 | 2 | 2 | 2 | 0 | 1 |
| BREGMAN .233 | 3B | 2 ◇ 2B | 3 ◇ E3 | ◇ | | ◇ K | | ◇ K | | ◇ K | | | | 4 | 1 | 0 | 0 | 0 | 3 |
| ALTUVE .194 | 2B | ◇ U3 | | ◇ 8 | | ◇ P3 | | ◇ SB | | ◇ BB | | | | 3 | 0 | 0 | 1 | 1 | 0 |
| CORREA .276 | SS | ◇ 3-1 | | ◇ P9 | | | 6 ◇ 5 1B | ◇ P6 | | | | | | 4 | 0 | 1 | 0 | 0 | 0 |
| GURRIEL .214 | 1B | ◇ 9 | | ◇ K | | | ◇ 1-3 | | ◇ 8 | | | | | 4 | 0 | 0 | 0 | 0 | 1 |
| McCANN .200 | C | | 7 ◇ 7 9 BB | ◇ | ◇ K | | ◇ 4-3 | | ◇ K | | | | | 3 | 1 | 0 | 0 | 1 | 2 |
| GONZALEZ .208 | LF | | 9 ◇ 2B | ◇ | ◇ WP 1B | | ◇ 8 1B | | ◇ 5-3 | | | | | 3 | 1 | 2 | 0 | 1 | 0 |
| REDDICK .167 | RF | | | ◇ | | | ◇ | | | ◇ | | | | 2 | 0 | 0 | 0 | 0 | 0 |
| GATTIS .300 | PH | | ◇ 4-3 | ◇ | ◇ 6-3 | | ◇ | | | ◇ K | | | | 0 | 0 | 0 | 0 | 1 | 0 |
| MORTON .000 | P | | | | | | ◇ | | | ◇ | | | | 1 | 0 | 0 | 0 | 0 | 1 |
| McCULLERS .000 | P | | | | | | | | | | | | | 1 | 0 | 0 | 1 | 0 | 0 |
| PEACOCK .333 | P | | ◇ 4-3 | ◇ | ◇ 8 | | ◇ P5 | | | ◇ K | | | | 1 | 0 | 0 | 0 | 0 | 0 |
| MAYBIN .333 | PH-CF | | ◇ | | | | | | | | | | | 2 | 0 | 0 | 0 | 0 | 1 |
| TOTALS R/H | | 2 1 | 3 2 | 0 0 | 0 1 | 0 0 | 0 1 | 0 0 | 0 0 | 0 0 | 0 0 | | | 33 | 5 | 5 | 4 | 4 | 9 |

| L/R | PITCHER | IP | H | R | ER | BB | SO | P | BF | |
|---------------|------------------------|------------|----------|----------|----------|----------|----------|------------|-----------|----|
| L | McCULLERS | 3.52 | 2.1 | 3 | 0 | 0 | 0 | 3 | 49 | 13 |
| R | PEACOCK | 2.45 | 2.0 | 1 | 0 | 0 | 1 | 2 | 37 | 8 |
| L | LIRIANO | 0.00 | 0.1 | 0 | 0 | 0 | 0 | 0 | 4 | 1 |
| R | DEVENSKI | 7.20 | 0.1 | 0 | 0 | 0 | 0 | 0 | 6 | 1 |
| R | MORTON (W, 1-0) | 1.74 | 4.0 | 2 | 1 | 1 | 1 | 4 | 52 | 15 |
| TOTALS | | 9.0 | 6 | 1 | 1 | 2 | 9 | 148 | 38 | |

DODGER STADIUM
Home of the
LOS ANGELES DODGERS

Est. 1962 Capacity: 56,000 Outfield Fence Height: 4' to 8'

| | 1 | 2 | 3 | 4 | 5 | 6 | 7 | 8 | 9 | 10 | 11 | 12 | R | H | E |
|-----|---|---|---|---|---|---|---|---|---|----|----|----|---|---|---|
| HOU | 2 | 3 | 0 | 0 | 0 | 0 | 0 | 0 | 0 | X | X | X | 5 | 5 | 0 |
| LAD | 0 | 0 | 0 | 0 | 0 | 1 | 0 | 0 | 0 | X | X | X | 1 | 6 | 1 |



| BATTER | PO | 1 | 2 | 3 | 4 | 5 | 6 | 7 | 8 | 9 | 10 | 11 | 12 | AB | R | H | RBI | BB | SO |
|-----------------------|----|--------------|-------------------|-------------------|----------|-------------------|-------------------|--------|----------|----------|----|----|----|----|---|---|-----|----|----|
| TAYLOR .222 | CF | 5 ◇ 2B | L6-4 ◇ | | | 7 ◇ | K ◇ | | | 4-3 ◇ | | | | 5 | 0 | 1 | 0 | 0 | 1 |
| SEAGER .222 | SS | K ◇ | | 5 ◇ 3 1B | | 4 ◇ 3 BB | 6-3 ◇ | | | 4-3 ◇ | | | | 4 | 0 | 1 | 0 | 1 | 1 |
| TURNER .160 | 3B | 5 ◇ HP | | ◇ HP | | 4 ◇ 1B | | | P3 ◇ | | | | | 2 | 0 | 1 | 0 | 0 | 0 |
| BELLINGER .143 | 1B | K ◇ | | K ◇ | | 4-6 ◇ FC | | | K ◇ | | | | | 4 | 0 | 0 | 0 | 0 | 3 |
| PUIG .148 | RF | ◇ HP | | 8 ◇ | | U3 ◇ | | | 6-3 ◇ | | | | | 3 | 0 | 0 | 0 | 0 | 0 |
| PEDERSON .333 | LF | 4-3 ◇ | | K ◇ | | | 9 ◇ 7 1B | | | K ◇ | | | | 4 | 1 | 1 | 0 | 0 | 2 |
| FORSYTHE .278 | 2B | | 1 ◇ 8 1B | | 5-3 ◇ | | 9 ◇ 9 BB | | | 9 ◇ | | | | 3 | 0 | 1 | 0 | 1 | 0 |
| BARNES .174 | C | | 5-3 ◇ | | P5 ◇ | | P6 ◇ | | | 8 ◇ | | | | 4 | 0 | 0 | 0 | 0 | 0 |
| HERNANDEZ .231 | PH | | | | | | | | | | | | | 0 | 0 | 0 | 0 | 0 | 0 |
| KERSHAW .000 | P | | | | | | | | | | | | | 1 | 0 | 0 | 0 | 0 | 1 |
| ETHIER .400 | PH | | ◇ HP | | K ◇ | | ◇ 1B | | | K ◇ | | | | 1 | 0 | 1 | 1 | 0 | 0 |
| UTLEY .000 | PH | | | | | | | | | | | | | 1 | 0 | 0 | 0 | 0 | 1 |
| TOTALS R/H | | 0 1 | 0 1 | 0 1 | 0 0 | 0 1 | 1 2 | 0 0 | 0 0 | 0 0 | | | | 32 | 1 | 6 | 1 | 2 | 9 |

| L/R | PITCHER | IP | H | R | ER | BB | SO | P | BF |
|---------------|-------------------------|-------|-----|---|----|----|----|---|-----|
| R | DARVISH (L, 0-2) | 21.60 | 1.2 | 3 | 5 | 4 | 1 | 0 | 47 |
| R | MORROW | 8.44 | 0.1 | 0 | 0 | 0 | 0 | 1 | 3 |
| L | KERSHAW | 4.02 | 4.0 | 2 | 0 | 0 | 2 | 4 | 43 |
| R | JANSEN | 3.12 | 1.0 | 0 | 0 | 0 | 1 | 1 | 20 |
| L | WOOD | 1.17 | 2.0 | 0 | 0 | 0 | 0 | 3 | 25 |
| TOTALS | | | 9.0 | 5 | 5 | 4 | 4 | 9 | 138 |

DATE November 1, 2017

WEATHER 71°, partly cloudy

ATTENDANCE 54,124

FIRST PITCH 5:21 PM

TIME OF GAME 3:37

NOTES Houston Astros win first World Series in franchise history.

UMPIRES

HP Mark Wegner

1B Paul Nauert

2B Gerry Davis

3B Laz Diaz

LF Bill Miller

RF Dan Iassogna

HIT CHART

● **DODGERS**

6-for-32
RISP: 1-for-13
LOB: 10 (25)

○ **ASTROS**

5-for-33
RISP: 1-for-10
LOB: 5 (11)

