

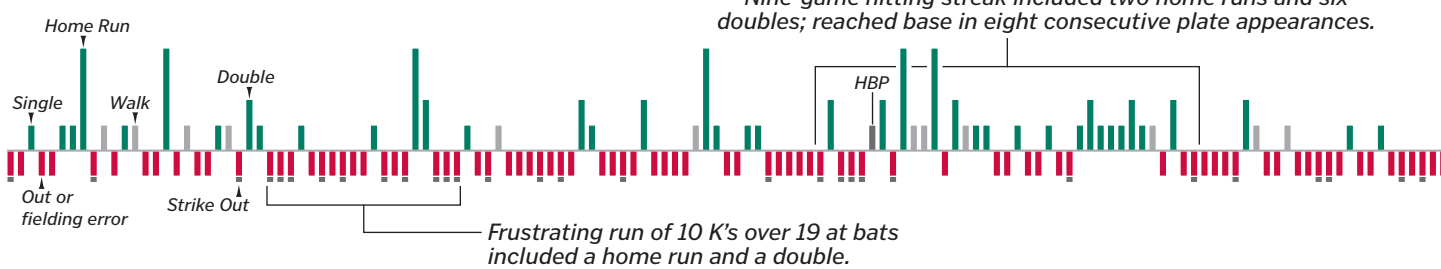
The Rise of Mark Trumbo

Since the beginning of the 2012 season, Mark Trumbo has been establishing himself as the Angels' most consistent and dynamic hitter. For all games played through May 23rd, he led the team or was tied for many key offensive categories including batting average (.325), on base percentage (.388), and slugging percentage (.556). He was tied for total hits with Howie Kendrick (41) and home runs with Vernon Wells (6) and was second in RBI's behind Albert Pujols' 20 with 19.

Early Driving Force

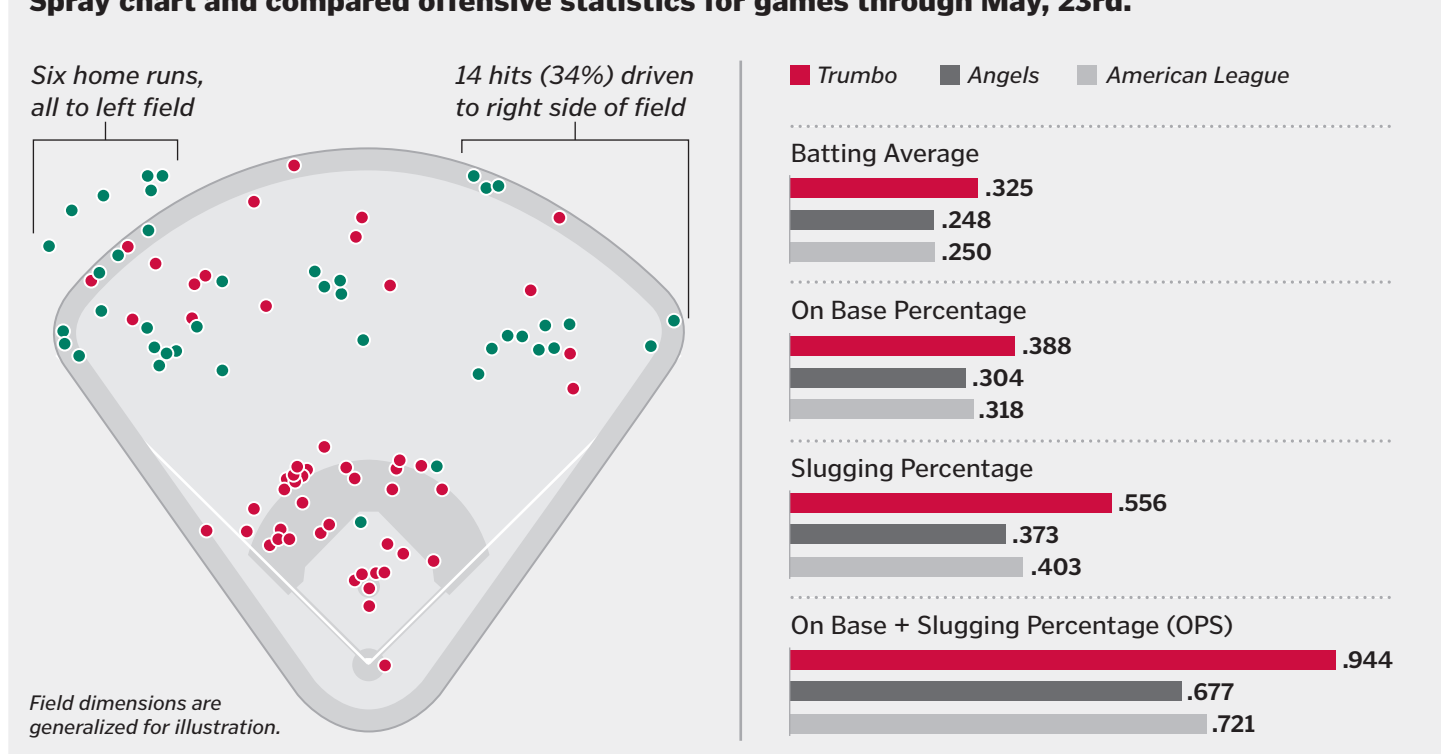
Trumbo established his presence during his first seven games by hitting .391 and driving two home runs and one double. His .696 slugging percentage and .481 on base percentage during that period combined for a 1.177 OPS.

All plate appearances through May, 23rd.



While the majority of Trumbo's hits are to left and center, he has also shown great range across the field. In addition, Trumbo exceeded team and league averages in four key offensive categories through May, 23rd.


Spray chart and compared offensive statistics for games through May, 23rd.



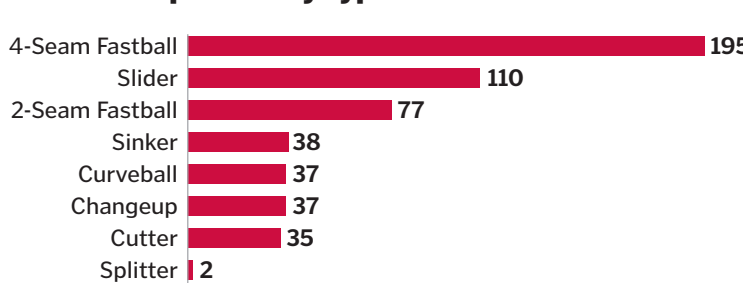
Slider, Down and Away

Mark Trumbo has seen 531 pitches through May 23rd. While the 4-seam fastball is clearly the most offered, pitchers seem to favor the slider down and away to get him out — Trumbo is 7 for 35 (.200) when putting a slider into play. As for working the count, Trumbo's 3.82 pitches per plate appearance is just shy of the MLB average of 3.83.

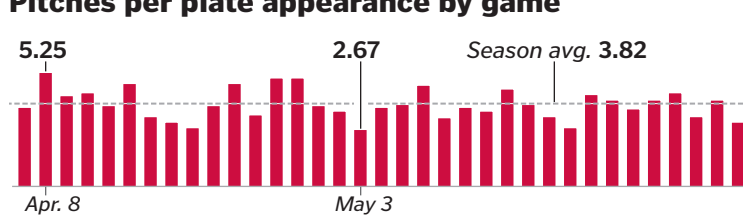
All pitches by location (catcher's view)



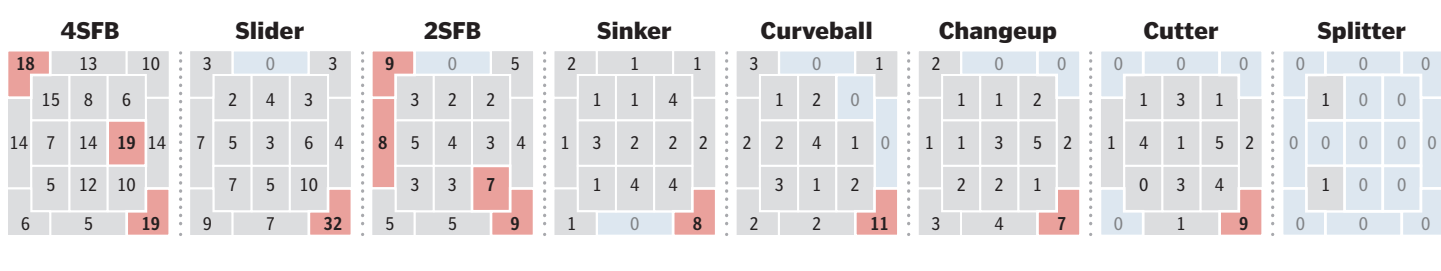
Number of pitches by type



Pitches per plate appearance by game



Pitch type by location



Keeping Up Plate Appearances

Trumbo's numbers thus far suggest he continues to mature as a dynamic hitter — hitting for power and average to all fields yet working the count to get on base. Below is a graphic log of every plate appearance through May 23rd.

