

Charting Weaver's No-Hit Gem

Jered Weaver faced 29 batters — two above the minimum — on the way to his first no-hitter and 10th in Angels history. Weaver threw 121 pitches, 77 of which were strikes including 19 first pitch strikes. The chart below illustrates the strike/ball sequence to each batter in addition to the pitch Weaver used to get each hitter out (*the 'out' pitch*) and the resulting play.


Pitch sequence key

- Called or swinging strike, or hit foul
- Called ball
- Hit into play for an out

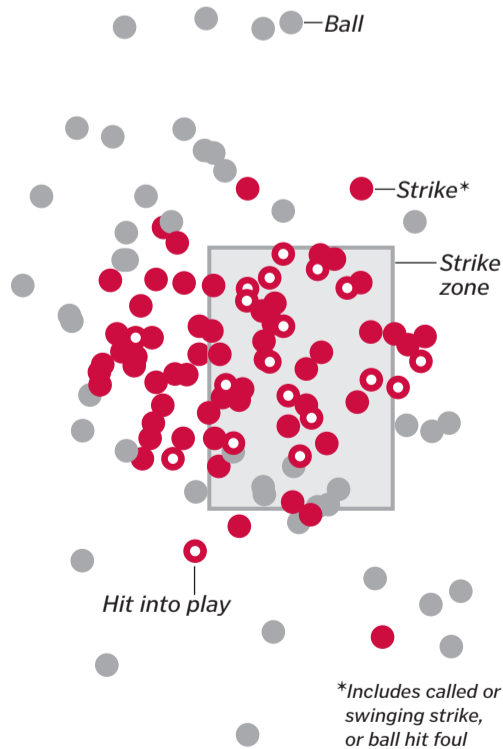
INNING	AB	OUT	BATTER	PITCH SEQUENCE	'OUT' PITCH	RESULT	PITCH COUNT
1st	1	1	Span	● ● ●	Fastball	Ground-out, 6-3	12 pitches 8 strikes ↓
	2	2	Casilla	● ● ● ●	Slider	Swinging strike	12 Total
	3	3	Mauer	● ● ● ● ●	Fastball	Ground-out, 4-3	
2nd	4	4	Willingham	● ● ● ● ● ●	Slider	Swinging strike	16 pitches 10 strikes ↓
	5	5	Doumit	● ● ● ●	Fastball	Called strike	28 Total
	6	*	Parmelee	● ● ● ● ●	Cutter*	Swinging strike, passed ball	
	7	6	Plouffe	○	Fastball	Pop-out in foul territory, P5	<small>*Passed ball allowed Parmelee to 1st base</small>
3rd	8	7	Thomas	● ● ● ● ●	Fastball	Swinging strike	10 pitches 7 strikes ↓
	9	8	Carroll	○	Cutter	Ground out, 5-3	38 Total
	10	9	Span	● ● ● ● ●	Changeup	Pop-out, P6	
4th	11	10	Casilla	● ● ● ● ●	Fastball	Fly-out, F7	14 pitches 9 strikes ↓
	12	11	Mauer	● ● ● ● ●	Fastball	Ground out, 1-3	52 Total
	13	12	Willingham	● ● ● ● ● ●	Changeup	Pop-out, P4	
5th	14	13	Doumit	○	Fastball	Ground out, 1-3	14 pitches 10 strikes ↓
	15	14	Parmelee	● ● ● ● ● ● ● ● ● ●	Fastball	Swinging strikeout	66 Total
	16	15	Plouffe	● ● ●	Cutter	Fly out, F9	
6th	17	16	Thomas	● ● ● ● ● ● ● ●	Fastball	Fly-out, F7	14 pitches 9 strikes ↓
	18	17	Carroll	● ● ● ● ●	Curveball	Swinging strikeout	80 Total
	19	18	Span	● ● ●	Changeup	Fly-out, F8	
7th	20	19	Casilla	● ● ● ● ● ● ●	Fastball	Called strikeout	18 pitches 9 strikes ↓
	21	20	Mauer	● ● ● ● ●	Fastball	Fly-out, F8	98 Total
	22	*	Willingham	● ● ● ● ● ● ●	Fastball*	Base on balls	
	23	21	Doumit	● ● ●	Fastball	Fly-out, F8	<small>*Only walk allowed by Weaver</small>
8th	24	22	Parmelee	● ● ● ● ●	Fastball	Fly-out, F8	13 pitches 8 strikes ↓
	25	23	Plouffe	● ● ● ● ● ●	Slider	Pop-out in foul territory, P3	111 Total
	26	24	Thomas	● ● ● ● ●	Fastball	Pop-out in foul territory, P5	
9th	27	25	Carroll	● ● ● ● ●	Slider	Fly-out, F7	10 pitches 7 strikes ↓
	28	26	Span	● ● ● ● ● ● ● ●	Fastball	Called strikeout	121 Total
	29	27	Casilla	○	Fastball	Fly-out, F9	

121 Pitches

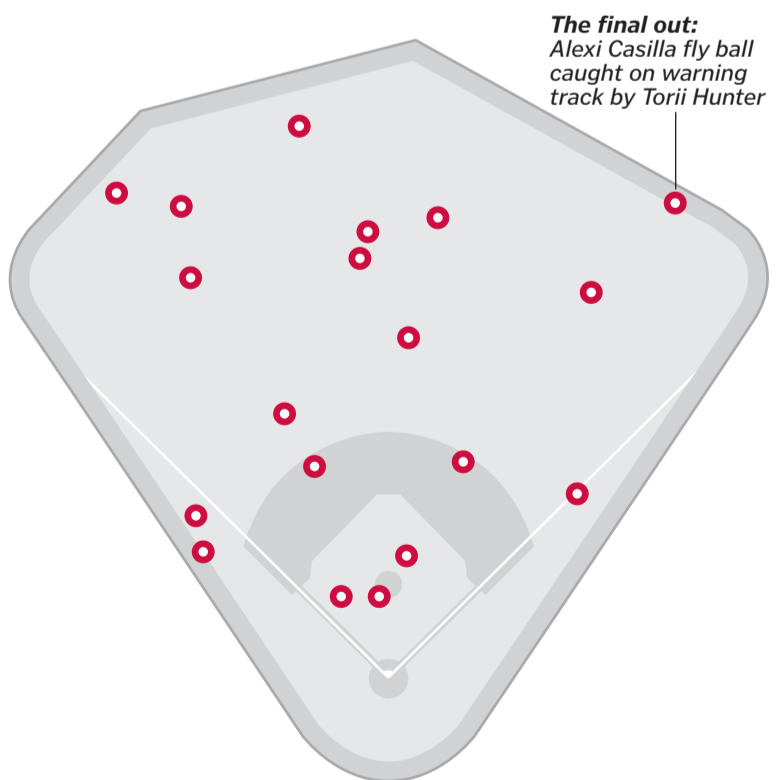
Jered Weaver hurled 121 pitches during the 2-hour, 28-minute contest against the Twins. Of the 77 that hit the strike zone, 19 were first pitch strikes to Minnesota batters.



Weaver used a mix of pitches and location to dominate, striking out nine hitters while walking just one. This chart shows the location of all 121 pitches from the catchers view.



19 pitches were hit into play: 5 ground-outs and 14 pop-up / fly-outs, including a final deep drive by Alexi Casilla that was caught on the run by Torii Hunter to end the game:



Angels No-Hitters Past to Present

Angels pitchers have now hurled 10 official no-hitters, including a perfect game and a combined no-no:

Bo Belinsky vs. Baltimore Orioles, May 5, 1962 (2-0)	Nolan Ryan vs. Baltimore Orioles, June 1, 1975 (1-0)
Clyde Wright vs. Oakland A's, July 3, 1970 (4-0)	Mike Witt at Texas Rangers, Sept. 30, 1984 (1-0, perfect game)
Nolan Ryan at Kansas City Royals, May 15, 1973 (3-0)	Mark Langston & Mike Witt vs. Seattle Mariners, April 11, 1990 (1-0)
Nolan Ryan at Detroit Tigers, July 15, 1973 (6-0)	Ervin Santana at Cleveland Indians, July 27, 2011 (3-1)
Nolan Ryan vs. Minnesota Twins, Sept. 28, 1974 (4-0)	Jered Weaver vs. Minnesota Twins, May 2, 2012 (9-0)